
IBL
KATALOG

Inhaltsverzeichnis

Cell Culture Imaging Glass Bottom Dishes/Plates 29 mm Glass Bottom Dishes 2

Cell Culture Imaging Glass Bottom Dishes/Plates 35 mm Glass Bottom Dishes 4

Cell Culture Imaging Glass Bottom Dishes/Plates 55 mm Glass Bottom Dishes 7

Cell Culture Imaging Glass Bottom Dishes/Plates 4 Chamber Glass Bottom Dishes 8

Cell Culture Imaging Glass Bottom Dishes/Plates Chambered Cover Glass 9

Cell Culture Imaging Glass Bottom Dishes/Plates 6 Micro-Well Glass Bottom Plates 13

Cell Culture Imaging Glass Bottom Dishes/Plates Black Well Glass Bottom Plates 14

Cell Culture Imaging UV Plates 19

Cell Culture Imaging Glass-Like Polymer Coverslip Bottom, Dishes/Plates 20

Cell Culture Imaging Fluorcarbon Film/Polymer Bottom Plates Black Well Plates 22

Cell Culture Imaging Fluorcarbon Film/Polymer Bottom Plates 96 Well UV-Plate transparent&black 23

Cell Culture Imaging

Glass Bottom Dishes/Plates

29 mm Glass Bottom Dishes



29 mm Glass bottom dish, well 10 mm

Artikel kaufen

29 mm Glass bottom dish for live-cell imaging, dish size 29 mm, optional well size 10 mm,

ART.NR.	PRODUCT	WELL SIZE	COVERSLIP	PREIS
220.100.000	D29-10-0-N	10 mm	#0 (0.085-0.115mm)	**123,00 EUR**
220.100.001	D29-10-1-N	10 mm	#1 (0.130-0.160mm)	**123,00 EUR**
220.100.002	D29-10-1.5-N	10 mm	#1.5 (0.160-0.190mm)	**123,00 EUR**



29 mm Glass bottom dish, well 14 mm

Artikel kaufen

29 mm Glass Bottom dish for live-cell imaging, dish size 29 mm, well size 14 mm. Sterilized by gamma radiation. 10 dishes per bag, 100 dishes per case. Available in glass thickness #0 (0.085-0.115 mm), #1 (0.13-0.16 mm), #1.5 (0.16-0.19 mm) A small percentage of microscope adapters are too small for Cellvis 35 mm glass bottom dishes. 29 mm glass bottom dishes are designed for these adapters. In general 29 mm glass bottom dishes can fit into adapters that 35 mm glass bottom dishes fit. However 29 mm glass bottom dishes are smaller thus are harder to handle. " Suitable for long term tissue culture " Manufactured in a class 10,000 clean room " German Cover Glass " Dish made from virgin polystyrene " Tissue culture treated, with lid " Packing: 10 dishes per bag, 100 dishes per case " Sterilized by Gamma radiation " Manufacturer: Cellvis

ART.NR.	PRODUCT	WELL SIZE	COVERSLIP	PREIS
220.100.010	D29-14-0-N	14 mm	#0 (0.085-0.115mm)	**123,00 EUR**
220.100.011	D29-14-1-N	14 mm	#1 (0.130-0.160mm)	**123,00 EUR**
220.100.012	D29-14-1.5-N	14 mm	#1.5 (0.160-0.190mm)	**123,00 EUR**
220.105.010	D29-14-0-TOP	14 mm	#0 (0.085-0.115mm) polymer	**202,00 EUR**



29 mm Glass bottom dish, well 20 mm

Artikel kaufen

29 mm Glass bottom dish for live-cell imaging, dish size 29 mm, well size 20 mm. Sterilized by gamma radiation. 10 dishes per bag, 100 dishes per case. Available in glass thickness #0 (0.085-0.115 mm), #1 (0.13-0.16 mm), #1.5 (0.16-0.19 mm) A small percentage of microscope adapters are too small for Cellvis 35 mm glass bottom dishes. 29 mm glass bottom dishes are designed for these adapters. In general 29 mm glass bottom dishes can fit into adapters that 35 mm glass bottom dishes fit. However 29 mm glass bottom dishes are smaller thus are harder to handle. " Suitable for long term tissue culture " Manufactured in a class 10,000 clean room " German Cover Glass " Dish made from virgin polystyrene " Tissue culture treated, with lid " Packing: 10 dishes per bag, 100 dishes per case " Sterilized by Gamma radiation " Manufacturer: Cellvis

ART.NR.	PRODUCT	WELL SIZE	COVERSLIP	PREIS
220.100.020	D29-20-0-N	20 mm	#0 (0.085-0.115mm)	**154,00 EUR**
220.100.021	D29-20-1-N	20 mm	#1 (0.130-0.160mm)	**154,00 EUR**
220.100.022	D29-20-1.5-N	20 mm	#1.5 (0.160-0.190mm)	**154,00 EUR**
220.100.023	D29-20-1.5P	20 mm	#1.5 (0.175±0.010mm)	**170,00 EUR**

Fortsetzung der Tabelle

ART.NR.	PRODUCT	WELL SIZE	COVERSLIP	PREIS
220.100.024	D29-20-1.5H	20 mm	#1.5H (0.170±0.005mm) high performance	**243,00 EUR**

Cell Culture Imaging

Glass Bottom Dishes/Plates

35 mm Glass Bottom Dishes



35 mm Glass bottom dish, well 10 mm

Artikel kaufen

° 35 mm Glass bottom dish for live cell imaging, dish size 35 mm, optional well size 10 mm, 14 mm, 20 mm and 28 mm. 35 mm glass bottom dishes have the same size as BD's 35 mm culture dishes. They are slightly bigger than the glass bottom dishes by some other vendors that are made from Corning's 35 mm culture dishes. They are bigger and sturdier thus are easier to handle. This product exists also without glass. They are used for applications where a custom cover glass need to be attached by user. Manufacturer: Cellvis

ART.NR.	PRODUCT	WELL SIZE	COVERSLIP	PREIS
220.110.000	D35-10-0-N	10 mm	#0 (0.085-0.115mm)	**123,00 EUR**
220.110.001	D35-10-1-N	10 mm	#1 (0.130-0.160mm)	**123,00 EUR**
220.110.002	D35-10-1.5-N	10 mm	#1.5 (0.160-0.190mm)	**123,00 EUR**



35 mm Glass bottom dish, well 14 mm

Artikel kaufen

D35-14-1.5P. Glass bottom dish, dish size 35 mm, well size 14 mm, #1.5 glass-like polymer cover slip (0.175±0,010 mm). Designed for high resolution imaging such as confocal microscopy. Recommended for applications where better cell attachement is desired. Not suitable for total internal reflection fluorescence (TIRF). Sterilized by gamma radiation. 10 dishes per bag, 100 dishes per case. " Suitable for long term tissue culture " Manufactured in a class 10,000 clean room " Better cell attachment with #1.5 glass-like polymer coverslip (0.175±0.010mm) " Dish made from virgin polystyrene " Tissue culture treated, with lid " Packing: 10 dishes per bag, 100 dishes per case " Sterilized by Gamma radiation " Manufacturer: Cellvis Suitable for: ·Differential Interference Contrast (DIC) ·Widefield Fluorescence ·Confocal Microscopy ·Two-Photon and Multiphoton Microscopy ·Fluorescence Recovery After Photobleaching (FRAP) ·Förster Resonance Energy Transfer (FRET) ·Fluorescence Lifetime Imaging Microscopy (FLIM) ·Super-Resolution Microscopy

ART.NR.	PRODUCT	WELL SIZE	COVERSLIP	PREIS
220.110.015	D35-14-1.5P	20 mm	#1.5 (0.175±0.010mm)	**170,00 EUR**
220.110.010	D35-14-0-N	14 mm	#0 (0.085-0.115mm)	**129,00 EUR**
220.110.011	D35-14-1-N	14 mm	#1 (0.130-0.160mm)	**129,00 EUR**
220.110.012	D35-14-1.5-N	14 mm	#1.5 (0.160-0.190mm)	**129,00 EUR**
220.110.016	D35-14	35 mm	without glass	**68,00 EUR**



35 mm Glass bottom dish, well 20 mm

Artikel kaufen

35 mm Glass bottom dish, dish size 35 mm, well size 20 mm. Sterilized by gamma radiation. 10 dishes per bag, 100 dishes per case. 35 mm glass bottom dishes have the same size as BD's 35 mm culture dishes. They are slightly bigger than the glass bottom dishes by some other vendors that are made from Corning's 35 mm culture dishes. They are bigger and sturdier thus are easier to handle. This product exists also without glass. They are used for applications where a custom cover glass need to be attached by user. " Suitable for long term tissue culture " Manufactured in a class 10,000 clean room " German Cover Glass " Dish made from virgin polystyrene " Tissue culture treated with lid " Sterilized by Gamma radiation " Manufacturer: Cellvis

ART.NR.	PRODUCT	WELL SIZE	COVERSLIP	PREIS
220.110.020	D35-20-0-N	20 mm	#0 (0.085-0.115mm)	**129,00 EUR**
220.110.021	D35-20-1-N	20 mm	#1 (0.130-0.160mm)	**129,00 EUR**

Fortsetzung der Tabelle

ART.NR.	PRODUCT	WELL SIZE	COVERSLIP	PREIS
220.110.022	D35-20-1.5-N	20 mm	#1.5 (0.160-0.190mm)	**129,00 EUR**
220.110.023	D35-20-1.5P	20 mm	#1.5 (0.175±0.010mm) polymer	**175,00 EUR**
220.110.024	D35-20-1.5H	20 mm	#1.5H (0.170±0.005mm) high performance	**243,00 EUR**
220.115.020	D35-20-0-TOP	20 mm	#0 (0.085-0.115mm)	**202,00 EUR**



35 mm Glass bottom dish, well 28 mm

Artikel kaufen

35 mm Glass bottom dish, dish size 35 mm, well size 28 mm. Sterilized by gamma radiation. 10 dishes per bag, 100 dishes per case. 35 mm glass bottom dishes have the same size as BD's 35 mm culture dishes. They are slightly bigger than the glass bottom dishes by some other vendors that are made from Corning's 35 mm culture dishes. They are bigger and sturdier thus are easier to handle. This product exists also without glass. They are used for applications where a custom cover glass need to be attached by user. " Suitable for long term tissue culture " Manufactured in a class 10,000 clean room " German Cover Glass " Dish made from virgin polystyrene " Tissue culture treated with lid " Sterilized by Gamma radiation " Manufacturer: Cellvis

ART.NR.	PRODUCT	WELL SIZE	COVERSLIP	PREIS
220.110.025	D35-28-0-N	28 mm	#0 (0.085-0.115mm)	**240,00 EUR**
220.110.026	D35-28-1-N	28 mm	#1 (0.130-0.160mm)	**240,00 EUR**
220.110.027	D35-28-1.5-N	28 mm	#1.5 (0.160-0.190mm)	**240,00 EUR**

35 mm Glass bottom dish, gridded, well 14 mm, GI or GO, Cellvis

Artikel kaufen

º D35-14-1.5GO, D35-14-1.5GI Glass bottom dish, dish size 35mm, well size 14mm, #1.5 cover gridded exterior or interoir, glass (0.16mm-0.19mm). Sterilized by gamma radiation. 4 dishes per blister, 48 dishes per case. A 20×26 Grid is etched onto the exterior or interior of the cover glass. i.e, the grid and cultured cell are on different focal plane. 35 mm glass bottom dishes have the same size as BD's 35 mm culture dishes. They are slightly bigger than the glass bottom dishes by some other vendors that are made from Corning's 35 mm culture dishes. They are bigger and sturdier thus are easier to handle. This product exists also without glass. They are used for applications where a custom cover glass need to be attached by user. " Suitable for long term tissue culture " Manufactured in a class 10,000 clean room " German Cover Glass " Dish made from virgin polystyrene " Tissue culture treated with lid " Sterilized by Gamma radiation " Manufacturer: Cellvis

ART.NR.	PRODUCT	WELL SIZE	COVERSLIP	PREIS
220.110.013	D35-14-1.5GO	14 mm	#1.5 (0.160-0.190mm) gridded	**306,00 EUR**
220.110.014	D35-14-1.5GI	14 mm	#1.5 (0.160-0.190mm) gridded	**306,00 EUR**



35 mm Glass bottom dish, 18 mm, Zell-Kontakt

Artikel kaufen

º Imaging Dish 35 mm, available Slide Thickness: #1 or #1.5, CG Diameter (well size): 18 mm, sterile. Low skirt format: ideal for immersion microscopy. Robust format: stability against focal shift during temperature changes and time lapse studies.

ART.NR.	GLASS THICKNESS	WELL SIZE	PACKAGING	PREIS
220.110.070	#1 (145 µm±15 µm)	18 mm	30 pcs	**105,00 EUR**
220.110.071	#1 (145 µm±15 µm)	18 mm	150 pcs	**395,00 EUR**
220.110.072	#1.5 (170 µm±15 µm)	18 mm	30 pcs	**105,00 EUR**
220.110.073	#1.5 (170 µm±15 µm)	18 mm	150 pcs	**350,00 EUR**



Imaging Dish Stage Frame, single, Format: 52×76 mm, 1/bag, 1/box, not ster.

Artikel kaufen

° Imaging Dish Stage Frame, 1 pcs/bag, 1 pcs/box, not steril The twelve corner grip zone of the Imaging Dish products provide the unique feature for petri dishes for a controlled orientation and positioning of the dishes on the microscope stage. The Imaging Dish Stage Frames are therefore the ideal accessory for the Imaging Dishes to control the dish orientation (avoidance of rotation). Grip areas for thumb and digit allow an ergonomic insertion and replacement of Imaging Dishes from the stage frame. The frames are made in high precision from black anodized aluminium to avoid scattered light. Accessory for Imaging Dish: Cytometry, Cell localization and re-localization, Life Cell Imaging, Fluorescence-Correlation spektroscopy (FCS), Confocal Laser Scanning Microscopy (LSM), Total Internal Reflection Fluorescence (TIRF), Differential Interference Contrast (DIC/Nomarski), Fluorescence Resonance Energy Transfer (FRET), Fluorecence Recovery after Photobleaching (FRAP), Weakly fluorescent stains / proteins, Fluorescence In-Situ Hybridisation (FISH), Immune histology

ART.NR.	TYPE	FORMAT	PREIS
220.110.076	single	52×76 mm	**75,00 EUR**



Imaging Dish Stage Frame, double, Format: 127,76×85,48 mm, 1/bag, 1/box, not ster.

Artikel kaufen

Imaging Dish Stage Frame, double, Format: 127,76×85,48 mm, 1 pcs/bag, 1 pcs/box, not steril The twelve corner grip zone of the Imaging Dish products provide the unique feature for petri dishes for a controlled orientation and positioning of the dishes on the microscope stage. The Imaging Dish Stage Frames are therefore the ideal accessory for the Imaging Dishes to control the dish orientation (avoidance of rotation). Grip areas for thumb and digit allow an ergonomic insertion and replacement of Imaging Dishes from the stage frame. The frames are made in high precision from black anodized aluminium to avoid scattered light. Accessory for Imaging Dish: Cytometry, Cell localization and re-localization, Life Cell Imaging, Fluorescence-Correlation spektroscopy (FCS), Confocal Laser Scanning Microscopy (LSM), Total Internal Reflection Fluorescence (TIRF), Differential Interference Contrast (DIC/Nomarski), Fluorescence Resonance Energy Transfer (FRET), Fluorecence Recovery after Photobleaching (FRAP), Weakly fluorescent stains / proteins, Fluorescence In-Situ Hybridisation (FISH), Immune histology

ART.NR.	TYPE	FORMAT	PREIS
220.110.077	double	127,76 × 85,48 mm	**95,00 EUR**

Cell Culture Imaging

Glass Bottom Dishes/Plates

55 mm Glass Bottom Dishes



55 Glass bottom dish, well 30 mm

Artikel kaufen

° 55 mm Glass bottom dish, dish size 55mm, well size 30 mm, available in glass thickness #0 glass (0.085-0.16mm), #1 (0.13-0.16mm) and #1.5 (0.16-0.19mm). 55 mm glass bottom dishes allow a flatter angle for injection, and the 30 mm micro-well dishes have a large cover glass area that allows more cells for sampling. " Manufacturer: Cellvis

ART.NR.	PRODUCT	WELL SIZE	GLASS THICKNESS	PREIS
220.130.030	D60-30-0-N	30 mm	#0 (0.085-0.115mm)	**238,00 EUR**
220.130.031	D60-30-1-N	30 mm	#1 (0.13-0.16mm)	**238,00 EUR**
220.130.032	D60-30-1.5-N	30 mm	#1.5 (0.16-0.19mm)	**238,00 EUR**

Cell Culture Imaging

Glass Bottom Dishes/Plates

4 Chamber Glass Bottom Dishes



4 Chamber 35 mm Glass bottom dish, well 20 mm

Artikel kaufen

° 4 chamber glass bottom dish for live cell imaging, dish size 35 mm, well size 20 mm. Available in glass thickness #0 (0.085-0.115 mm), #1 (0.13-0.16 mm), #1.5 (0.16-0.19 mm) A 4 Chamber 35 mm glass bottom dish has the same size as a 35 mm glass bottom dish. However the dish is divided into 4 chambers that quadruples sample size. " Manufacturer: Cellvis

ART.NR.	PRODUCT	GLASS THICKNESS	PREIS
220.120.020	D35C4-20-0-N	#0 (0.085-0.115mm)	**190,00 EUR**
220.120.021	D35C4-20-1-N	#1 (0.13-0.16mm)	**190,00 EUR**
220.120.022	D35C4-20-1.5-N	#1.5 (0.16-0.19mm)	**190,00 EUR**

Cell Culture Imaging

Glass Bottom Dishes/Plates | Chambered Cover Glass





1 Chambered Cover glass #1.5H, Cellvis

Artikel kaufen

° Chambered cover glass with #1 (0.13-0.16 mm), #1.5H high performance cover glass (0.170±0.005mm) or #1.5P glass-like polymer for live cell imaging. Optional 1 well, 2 wells, 4 wells, 8 wells or 18 wells. " Packing: 48 units/case " Manufacturer: Cellvis

ART.NR.	PRODUCT	GLASS THICKNESS	PREIS
220.140.012	C1-1.5-H-N	#1.5H (0.170±0.005mm)	**295,00 EUR**

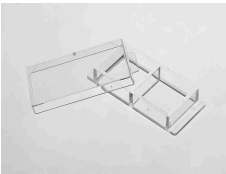

2 Chambered Cover glass #1.5H, Cellvis

Artikel kaufen

C2-1.5-H-N. 2 well chambered cover glass with #1.5H high performance cover glass (0.170±0.005mm). Sterilized by gamma radiation. 48 units per case. Individually packed, with lid. Chambered Cover Glass is used for high-magnification microscopy and confocal image analysis on microscopes equipped with slide adapters. These slides are shorter (57.0mm) than standard slides. " Suitable for long term tissue culture " Manufactured in a class 10,000 clean room " German Cover Glass. " Plastic frame made from virgin polystyrene " Tissue culture treated, with lid " Packing: 48 units/case " Sterilized by Gamma radiation " Manufacturer: Cellvis

ART.NR.	PRODUCT	GLASS THICKNESS	PREIS
220.140.022	C2-1.5-H-N	#1.5H (0.170±0.005mm)	**295,00 EUR**

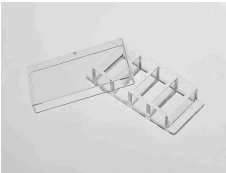

4 Chambered cover glass

Artikel kaufen

C4-1.5-H-N. 4 well chambered cover glass with #1.5H high performance cover glass (0.170±0.005 mm). Sterilized by gamma radiation. 48 units per case. Individually packed, with lid. Chambered Cover Glass is used for high-magnification microscopy and confocal image analysis on microscopes equipped with slide adapters. These slides are shorter (57.0 mm) than standard slides. " Suitable for long term tissue culture " Manufactured in a class 10,000 clean room " German Cover Glass. " Plastic frame made from virgin polystyrene " Tissue culture treated, with lid " Packing: 48 units/case " Sterilized by Gamma radiation " Manufacturer: Cellvis

ART.NR.	PRODUCT	GLASS THICKNESS	PREIS
220.140.042	C4-1.5-H-N	#1.5H (0.170±0.005mm)	**295,00 EUR**
220.140.043	C4-1.5P	#1.5 (0.170±0.005mm)	**215,00 EUR**
220.140.044	C4SB-1.5H	#1.5 (0.170±0.005mm)	**295,00 EUR**



8 Chambered cover glass

Artikel kaufen

8 well chambered cover glass. Sterilized by gamma radiation. 48 units per case. Individually packed, with lid. Chambered Cover Glass is used for high-magnification microscopy and confocal image analysis on microscopes equipped with slide adapters. These slides are shorter (57.0mm) than standard slides. Available in glass thickness #1 (0.13-0.16mm) and #1.5 (0.170±0.005mm) " Suitable for long term tissue culture " Manufactured in a class 10,000 clean room " German Cover Glass. " Plastic frame made from virgin polystyrene " Tissue culture treated, with lid " Packing: 48 units/case " Sterilized by Gamma radiation " Manufacturer: Cellvis

ART.NR.	PRODUCT	GLASS THICKNESS	PREIS
220.140.081	C8-1-N	#1 (0.13-0.16mm)	**295,00 EUR**
220.140.082	C8-1.5-H-N	#1.5H (0.170±0.005mm)	**295,00 EUR**
220.140.083	C8-1.5P	#1.5 (0.170±0.005mm)	**215,00 EUR**
220.140.085	C8SB-1.5H	#1.5 (0.170±0.005mm)	**295,00 EUR**

18 Chambered Cover glass #1.5H, Cellvis

Artikel kaufen

18 well chambered cover glass. Cover glass #1.5H (0.170±0.005mm) Sterilized by gamma radiation. 48 units per case. Individually packed, with lid. Available with 57mm x 25mm base (C18-1.5H) and 75mm x 25mm standard base (C18SB-1-5H) Chambered Cover Glass is used for high-magnification microscopy and con-focal image analysis on microscopes equipped with slide adapters. These slides are shorter (57.0mm) than standard slides. #1.5H (0.170±0.005mm) " Suitable for long term tissue culture " Manufactured in a class 10,000 clean room " German Cover Glass. " Plastic frame made from virgin polystyrene " Tissue culture treated, with lid " Packing: 48 units/case " Sterilized by Gamma radiation " Manufacturer: Cellvis

ART.NR.	PRODUCT	GLASS THICKNESS	PREIS
220.140.084	C18-1.5H	#1.5H (0.170±0.005mm)	**295,00 EUR**

18 Chambered Cover glass #1.5 high performance cover glass - 75mm x 25mm standard base, Cellvis

Artikel kaufen

C18SB-1.5H. 18 well chambered cover glass with #1.5 high performance cover glass (0.170±0.005mm) with 75mm x 25mm standard base. Sterilized by gamma radiation. 48 units per case. Individually packed, with lid. HS Code: 3926.90.9910 (Country of Origin: China)

ART.NR.	PRODUCT	GLASS THICKNESS	PREIS
220.140.086	C18SB-1.5H	#1.5 (0.170±0.005mm)	**295,00 EUR**



Imaging Chamber 1 Well Cover Glass, removable chambers, Th: 170 µm ±10 %

Artikel kaufen

° Imaging Chamber, chambered cover glass with removable chambers. Well options: 1, 2, 4 or 8 Well CG. Slide Thickness: 170 µm ±10 %, Format: 58 × 26 mm, chamber Format (HxLxW): 10 × 58 × 26, 1 pcs/bag, packaging 16 pcs/box or 80 pcs/box, Lid, steril, TC Surface Tool free removable chambers. Life cell imaging, immunohistochemistry, fluorescence in-situ hybridization, super high resolution microscopy, fluorescence correlation spectroscopy, laser scanning microscopy

ART.NR.	PACKAGING	PREIS
220.140.711	16 pcs	**110,00 EUR**
220.140.712	80 pcs	**460,00 EUR**



Imaging Chamber 2 Well Cover Glass, removable chambers, Th: 170 µm ±10 %

Artikel kaufen

Imaging Chamber 2 Well CG, Slide Thickness: 170 µm ±10 %, Format: 58 × 26 mm, chamber Format (HxLxW): 10 × 58 × 26 mm, Imaging Area: 5,04 cm², Total Volumen: 5,5 ml, 1 pcs/bag, packaging 16 pcs/box or 80 pcs/box, Lid, steril, TC Surface High temperature and chemical resistance

ART.NR.	PACKAGING	PREIS
220.140.721	16 pcs	**115,00 EUR**
220.140.722	80 pcs	**480,00 EUR**



Imaging Chamber 4 Well Cover Glass, removable chambers, Th: 170 µm ±10 %

Artikel kaufen

Imaging Chamber 4 Well CG, Slide Thickness: 170 µm ±10 %, Format: 58 × 26 mm, chamber Format (HxLxW): 10 × 58 × 26 mm, Imaging Area: 2,14 cm², Total Volumen: 2,2 ml, 1 pcs/bag, packaging 16 pcs/box or 80 pcs/box, Lid, steril, TC Surface

ART.NR.	PACKAGING	PREIS
220.140.741	16 pcs	**120,00 EUR**
220.140.742	80 pcs	**490,00 EUR**



Imaging Chamber 8 Well Cover Glass

Artikel kaufen

Imaging Chamber 8 Well CG, Slide Thickness: 170 µm ±10 %, Format: 58 × 26 mm, chamber Format (HxLxW): 10 × 58 × 26 mm, Imaging Area: 0,88 cm², Total Volumen: 0,9 ml, 1 pcs/bag, packaging 16 pcs/box or 80 pcs/box, Lid, steril, TC Surface

ART.NR.	PACKAGING	PREIS
220.140.781	16 pcs	**125,00 EUR**
220.140.782	80 pcs	**500,00 EUR**



Imaging Chamber 1 Well, chambered microscope slides, removable chambers, Th: 1 mm

Artikel kaufen

° Imaging Chamber slide, chambered microscope slides with removable chambers. Optional 1, 2, 4 or 8 well format. Slide Thickness: 1 mm, Format: 76 × 26 mm, chamber Format (HxLxW): 10 × 58 × 26 mm. 1 pcs/bag, packaging 16 pcs/box or 80 pcs/box, Lid, steril, Tool free removable chambers Life cell imaging, immunohistochemistry, fluorescence in-situ hybridization

ART.NR.	PACKAGING	PREIS
220.140.713	16 pcs	**100,00 EUR**
220.140.714	80 pcs	**410,00 EUR**



Imaging Chamber 2 Well, chambered microscope slides, removable chambers, Th: 1 mm

Artikel kaufen

Imaging Chamber 2 Well, Slide Thickness: 1 mm, Format: 76 × 26 mm, chamber Format (HxLxW): 10 × 58 × 26 mm, Imaging Area: 5,04 cm², Total Volumen: 5,5 ml, 1 pcs/bag, packaging 16 pcs/box or 80 pcs/box, Lid, steril, High temperature and chemical resistance

ART.NR.	PACKAGING	PREIS
220.140.723	16 pcs	**105,00 EUR**
220.140.724	80 pcs	**425,00 EUR**



Imaging Chamber 4 Well, chambered microscope slides, removable chambers, Th: 1 mm

Artikel kaufen

Imaging Chamber 4 Well, Slide Thickness: 1 mm, Format: 76 × 26 mm, chamber Format (HxLxW): 10 × 58 × 26 mm, Imaging Area: 2,14 cm², Total Volumen: 2,2 ml, 1 pcs/bag, packaging 16 pcs/box or 80 pcs/box, Lid, steril

ART.NR.	PACKAGING	PREIS
220.140.743	16 pcs	**110,00 EUR**
220.140.744	80 pcs	**440,00 EUR**



Imaging Chamber 8 Well, chambered microscope slides, removable chambers, Th: 1 mm

Artikel kaufen

Imaging Chamber 8 Well, Slide Thickness: 1 mm, Format: 76 × 26 mm, chamber Format (HxLxW): 10 × 58 × 26 mm, Imaging Area: 0,88 cm², Total Volumen: 0,9 ml, 1 pcs/bag, packaging 16 pcs/box or 80 pcs/box, Lid, steril

ART.NR.	PACKAGING	PREIS
220.140.783	16 pcs	**115,00 EUR**
220.140.784	80 pcs	**455,00 EUR**

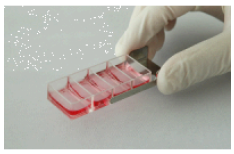

Imaging Chamber CG adapter, stainless steel , 1 pcs/box

Artikel kaufen

° Imaging Chamber CG adapter, stainless steel 1 pcs/bag, 1 pcs/box. Imaging Chamber CG Adapter is a reusable metal clamp which is annealed to the smaller front of the Imaging Chambers CG products. The adapter extends the length of the Imaging Chamber CG to the full length of a standard (76 mm) microscope slide. In combination with the adapter Imaging Chamber CG products can use microscope stage inserts for microscope slides or chamber slides.

ART.NR.	PREIS
220.140.786	**12,00 EUR**

Cell Culture Imaging

Glass Bottom Dishes/Plates

6 Micro-Well Glass Bottom Plates



6 Micro-well Glass Bottom Plate, well 10 mm

Artikel kaufen

° 6 well glass bottom plate for live cell imaging. Transparent. Optional micro-well size 10 mm, 14 mm and 20 mm. Individually packed, sterilized by gamma radiation. 20 plates per case. Available in glass thickness #0 (0.085-0.115 mm), #1 (0,13-0,16mm), #1.5 (0.16-0.19 mm) 6 micro-well glass bottom plates are easier to handle than glass bottom dishes. Also different micro-well size offers the flexibility of different sample size and amount of regents needed for assays. Squared Cover glasses are sticken on the under bottom side. It creates an optimal area to cultivate your cells into the well " Packing: indiv. packed, 20 plates/case " Sterilized by Gamma radiation " Manufacturer: Cellvis

ART.NR.	PRODUCT	GLASS THICKNESS	PREIS
220.200.000	P06-10-0-N	#0 (0.085-0.115mm)	**184,00 EUR**
220.200.001	P06-10-1-N	#1 (0.13-0.16mm)	**184,00 EUR**
220.200.002	P06-10-1.5-N	#1.5 (0.16-0.19mm)	**184,00 EUR**



6 Micro-well Glass Bottom Plate, well 14 mm

Artikel kaufen

° 6 well glass bottom plate. Transparent. Micro-well size 14 mm. Individually packed, sterilized by gamma radiation. 20 plates per case. Available in glass thickness #0 (0.085-0.115 mm), #1 (0.13-0.16 mm), #1.5 (0.16-0.19 mm) 6 micro-well glass bottom plates are easier to handle than glass bottom dishes. Also different micro-well size offers the flexibility of different sample size and amount of regents needed for assays. Squared Cover glasses are sticken on the under bottom side. It creates an optimal area to cultivate your cells into the well " Suitable for long term tissue culture " Manufactured in a class 10,000 clean room " German Cover Glass " Plates made from virgin polystyrene " Tissue culture treated, with lid " Packing: indiv. packed, 20 plates/case " Sterilized by Gamma radiation " Manufacturer: Cellvis

ART.NR.	PRODUCT	GLASS THICKNESS	PREIS
220.200.010	P06-14-0-N	#0 (0.085-0.115mm)	**184,00 EUR**
220.200.011	P06-14-1-N	#1 (0.13-0.16mm)	**184,00 EUR**
220.200.012	P06-14-1.5-N	#1.5 (0.16-0.19mm)	**184,00 EUR**



6 Micro-well Glass Bottom Plate, well 20 mm

Artikel kaufen

° 6 well glass bottom plate. Transparent. Micro-well size 20 mm. Individually packed, sterilized by gamma radiation. 20 plates per case. Available in glass thickness #0 (0.085-0.115 mm), #1 (0.13-0.16 mm), #1.5 (0.16-0.19 mm) 6 micro-well glass bottom plates are easier to handle than glass bottom dishes. Also different micro-well size offers the flexibility of different sample size and amount of regents needed for assays. Squared Cover glasses are sticken on the under bottom side. It creates an optimal area to cultivate your cells into the well " Suitable for long term tissue culture " Manufactured in a class 10,000 clean room " German Cover Glass " Plates made from virgin polystyrene " Tissue culture treated, with lid " Packing: indiv. packed, 20 plates/case " Sterilized by Gamma radiation " Manufacturer: Cellvis

ART.NR.	PRODUCT	GLASS THICKNESS	PREIS
220.200.020	P06-20-0-N	#0 (0.085-0.115mm)	**184,00 EUR**
220.200.021	P06-20-1-N	#1 (0.13-0.16mm)	**184,00 EUR**
220.200.022	P06-20-1.5-N	#1.5 (0.16-0.19mm)	**184,00 EUR**

Cell Culture Imaging

Glass Bottom Dishes/Plates

Black Well Glass Bottom Plates



6 Well Glass Bottom Black Plates #1.5H

Artikel kaufen

° P06-1.5H-N. 6 well glass bottom plate for live cell imaging. Black polystyrene frame with high quality #1.5H(0.170±0.005mm). 6 well glass bottom plates are often used in experiments that need medium to large sample size. Thanks to quite similar well size of a 35 mm dish, P06-1.5H-N offers an alternative to single 35mm dish and is much easier to handle. High peformance German Cover #1.5H, flat " Packing: indiv. packed, 20 plates/case " Manufacturer: Cellvis

ART.NR.	PRODUCT	WELL	GLASS THICKNESS	PREIS
220.200.042	P06-1.5H-N	6 Well	#1.5H (0.170±0.005mm)	**258,00 EUR**



6 Well Fluorcarbon Film Imaging Plate, Zell-Kontakt

Artikel kaufen

° Imaging Plate 6 FC, Slide Thickness: 25 µm ± 10%, Format: 6 Well, chamber Format (HxLxW): 127,76 × 85,48 × 15,00 mm, Well Diameter: 32,0 mm, Total Volumen: 12112 µl, 1 pcs/bag, 20 pcs/box, Lid, steril, TC Surface Gas permeable bottom Life cell imaging, immunohistochemistry, super high resolution microscopy, laser scanning microscopy, high content analysis, hypoxia stidies, photoxicity studies. Because of the thin bottom and material properties the plates show excellent light transmission rates even for UV-A and UV-B light. The intrinsic fluorescence of the material is much lower if compared to conventional polystyrene bottoms with significant reduction of background signals. Furthermore the film bottom enables a high gas transfer through the film. Oxygen supply and equilibration with the atmosphere are achieved directly through the plate bottom. 20 plates/box

ART.NR.	PREIS
220.200.701	**270,00 EUR**



6 Well Glass Bottom Imaging Plate, Zell-Kontakt

Artikel kaufen

° Imaging Plate 6 Cover Glass, available in thickness 1.0 (145 µm ±15 µm) or 1.5 (170 µm ±15 µm), Format: 6 Well, chamber Format (HxLxW): 127,76 × 85,48 × 15,00 mm, Well Diameter: 32,0 mm, Total Volumen: 12112 µl, 1 pcs/bag, 20 pcs/box, Lid, steril, TC Surface Low skirt design, complete area access with immersion objectives Life cell imaging, immunohistochemistry, super high resolution microscopy, fluorecence correlation spectroscopy, laser scanning microscopy, high content analysis. In addition direct fixation and staining within the plates is possible (formaldehyda, glutaraldehyde, alcohols and acetone can be used). Acetone should not be applied more that 10 minutes because the plate body is made from polystyrene and subsequent to the material reaction the cover glass may detach. Imaging Plates CG can be used between -20°C and 50°C. Due to the cover glass bottom the application of high resolution immersion objectives with high numerical aperture is possible. Water, oil and glcyerine can be used as immersion media. Cell adhesion, spreading and distribution are supported by our approved plasma surface modification. Refractive Index 1,52 Abbe´s number 50 Light transmission @ 310 nm >85% Light transmission @ 360 nm >90%

ART.NR.	GLASS THICKNESS	PREIS
220.200.711	#1.0, 6CG 1.0	**360,00 EUR**
220.200.721	#1.5, 6CG 1.5	**360,00 EUR**



12 Well Glass Bottom Black Plates #1.5H-N, Cellvis

Artikel kaufen

° 12 well glass bottom plate. Black polystyrene frame with high quality #0 (0.85-0.115 mm), #1.5H (0.170±0.005 mm) or #1.5 (0.170±0.005 mm) glass-like polymer. Individually packed, sterilized by gamma radiation. 20 plates per case. 12 well glass bottom plates are often used in experiments that need medium to large sample size. " Suitable for long term tissue culture " High peformance German Cover #1.5H, flat " Black polystyrene frame, with transparent lid " Packing: indiv. packed, 20 plates/case " Manufacturer: Cellvis

ART.NR.	PRODUCT	WELL	GLASS THICKNESS	PREIS
220.210.042	P12-1.5H-N	12 Well	#1.5H (0.170±0.005mm)	**258,00 EUR**



12 Well Plate with #1.5 glass-like polymer cover slip bottom, Cellvis

Artikel kaufen

° P12-1.5P. 12 well plate with tissue culture treated #1.5 glass-like polymer cover slip (0.175±0.010 mm). Tissue culture treated. Black frame with lid. Individually packed, sterilized by gamma radiation. 20 plates per case. Recommended for applications where better cell attachment is desired. 12 well glass bottom plates are often used in experiments that need medium to large sample size. Suitable for long term tissue culture Manufactured in a class 10,000 clean room Black polystyrene frame, with transparent lid Packing: indiv. packed, 20 plates/case Sterilized by Gamma radiation Manufacturer: Cellvis

ART.NR.	PRODUCT	WELL	GLASS THICKNESS	PREIS
220.210.043	P12-1.5P	12 Well	#1.5 (0.175±0.010mm)	**240,00 EUR**



24 Well Glass bottom Plate, well 15 mm, glas thickness #0 or #1.5H, Cellvis

Artikel kaufen

° 24 well glass bottom plate. Black polystyrene frame. Available in glass thickness #0 (0.085-0.115 mm), #1 (0.13-0.16mm), #1.5H-N (0.170±0.005 mm) or #1.5 P (0.175±0.010mm) glass-like polymer. 24 well glass bottom plates are often used in experiments that need medium to large sample size. " A USP class VI adhesive is used to assemble the cover glass and the plate " Packing: indiv. packed, 20 plates/case " Manufacturer: Cellvis

ART.NR.	PRODUCT	WELL	GLASS THICKNESS	PREIS
220.220.040	P24-0-N	24 Well	#0 (0.085-0.115mm)	**258,00 EUR**
220.220.042	P24-1.5H-N	24 Well	#1.5H (0.170±0.005mm)	**258,00 EUR**



24 Well Plate with #1.5 glass-like polymer cover slip bottom, 20 plates per case.

Artikel kaufen

° P24-1.5P. 24 well plate with tissue culture treated #1.5 glass-like polymer cover slip (0.175±0.010 mm). Tissue culture treated. Black frame with lid. Individually packed, sterilized by gamma radiation. 20 plates per case. Recommended for applications where better cell attachment is desired. 24 well glass bottom plates are often used in experiments that need medium to large sample size. Suitable for long term tissue culture Manufactured in a class 10,000 clean room Black polystyrene frame, with transparent lid Packing: indiv. packed, 20 plates/case Sterilized by Gamma radiation Manufacturer: Cellvis

ART.NR.	PRODUCT	WELL	GLASS THICKNESS	PREIS
220.220.043	P24-1.5P	24 Well	#1.5 (0.175±0.010mm)	**240,00 EUR**



24 Well Fluorcarbon Film Imaging Plate, Zell-Kontakt

Artikel kaufen

° Imaging Plate 24 FC, Slide Thickness: 25 µm ± 10%, Format: 24 Well, chamber Format (HxLxW): 127,76 × 85,48 × 15,00 mm, Well Diameter: 13,2 mm, Total Volumen: 1880 µl, 1 pcs/bag, 20 pcs/box, Lid, steril, TC Surface Gas permeable bottom Life cell imaging, immunohistochemistry, super high resolution microscopy, laser scanning microscopy, high content analysis, hypoxia stidies, photoxicity studies. Because of the thin bottom and material properties the plates show excellent light transmission rates even for UV-A and UV-B light. The intrinsic fluorescence of the material is much lower if compared to conventional polystyrene bottoms with significant reduction of background signals. Furthermore the film bottom enables a high gas transfer through the film. Oxygen supply and equilibration with the atmosphere are achieved directly through the plate bottom. 20 plates/box

ART.NR.	PREIS
220.220.701	**280,00 EUR**



24 Well Glass Bottom Imaging Plate, Zell-Kontakt

Artikel kaufen

° Imaging Plate 24 Cover Glass, available in thickness 1.0 (145 µm ±15 µm) or 1.5 (170 µm ±15 µm), Format: 24 Well, chamber Format (HxLxW): 127,76 × 85,48 × 15,00 mm, Well Diameter: 13,2 mm, Total Volumen: 1880 µl, 1 pcs/bag, 20 pcs/box, Lid, steril, TC Surface Low skirt design, complete area access with immersion objectives Life cell imaging, immunohistochemistry, super high resolution microscopy, fluorecence correlation spectroscopy, laser scanning microscopy, high content analysis. In addition direct fixation and staining within the plates is possible (formaldehyda, glutaraldehyde, alcohols and acetone can be used). Acetone should not be applied more that 10 minutes because the plate body is made from polystyrene and subsequent to the material reaction the cover glass may detach. Imaging Plates CG can be used between -20°C and 50°C. Due to the cover glass bottom the application of high resolution immersion objectives with high numerical aperture is possible. Water, oil and glcyerine can be used as immersion media. Cell adhesion, spreading and distribution are supported by our approved plasma surface modification. Refractive Index 1,52 Abbe´s number 50 Light transmission @ 310 nm >85% Light transmission @ 360 nm >90%

ART.NR.	GLASS THICKNESS	PREIS
220.220.711	#1.0, 12CG 1.0	**360,00 EUR**
220.220.721	#1.5, 24CG 1.5	**360,00 EUR**



96 Well Glass bottom Plate, well 0,6 mm, glass thickness #0 or #1 or #1.5H, Cellvis

Artikel kaufen

° 96 well glass bottom plate. Available in glass thickness #0 (0.085-0.115 mm), #1 (0.13-0.16 mm), #1.5H-N (0.170±0.005 mm) or #1.5 (0.175±0.010mm) glass-like polymer. 96 well glass bottom plates are designed for high resolution imaging such as confocal microscopy. 96 well glass bottom plates are suitable for high throughput assays. German Cover Glass of superior optical quality." A USP class VI adhesive is used to assemble the cover glass and the plate. " Packing: indiv. packed, 20 plates/case. " Manufacturer: Cellvis

ART.NR.	PRODUCT	WELL	GLASS THICKNESS	PREIS
220.230.040	P96-0-N	96 Well	#0 (0.085-0.115mm)	**233,00 EUR**
220.230.041	P96-1-N	96 Well	#1 (0.13-0.16mm)	**233,00 EUR**
220.230.042	P96-1.5H-N	96 Well	#1.5H (0.170±0.005mm)	**258,00 EUR**
220.230.044	P96LB-1.5H	Low base 96	#1.5H (0.170±0.005mm)	**315,00 EUR**



96 Well Plate with #1.5 glass-like polymer cover slip bottom, 20 plates per case.

Artikel kaufen

° P96-1.5P. 96 well plate with tissue culture treated #1.5 glass-like polymer cover slip (0.175±0.010 mm). Tissue culture treated. Black frame with lid. Individually packed, sterilized by gamma radiation. 20 plates per case. Recommended for applications where better cell attachment is desired. 96 well glass bottom plates are often used in experiments that need medium to large sample size. Suitable for long term tissue culture Manufactured in a class 10,000 clean room Black polystyrene frame, with transparent lid Packing: indiv. packed, 20 plates/case Sterilized by Gamma radiation Manufacturer: Cellvis

ART.NR.	PRODUCT	WELL	GLASS THICKNESS	PREIS
220.230.043	P96-1.5P	96 Well	#1.5 (0.175±0.010mm)	**240,00 EUR**



96 Well Fluorcarbon Film Imaging Plate, Zell-Kontakt

Artikel kaufen

° Imaging Plate 96 FC, Slide Thickness: 25 µm ± 10%, Format: 96 Well, chamber Format (HxLxW): 127,76 × 85,48 × 15,00 mm, Well Diameter: 6 mm, Total Volumen: 428 µl, 1 pcs/bag, 20 pcs/box, Lid, steril, TC Surface Gas permeable bottom Life cell imaging, immunohistochemistry, super high resolution microscopy, laser scanning microscopy, high content analysis, hypoxia stidies, photoxicity studies. Because of the thin bottom and material properties the plates show excellent light transmission rates even for UV-A and UV-B light. The intrinsic fluorescence of the material is much lower if compared to conventional polystyrene bottoms with significant reduction of background signals. Furthermore the film bottom enables a high gas transfer through the film. Oxygen supply and equilibration with the atmosphere are achieved directly through the plate bottom. 20 plates/box

ART.NR.	PREIS
220.230.701	**290,00 EUR**



96 Well Glass Bottom Imaging Plate, Zell-Kontakt

Artikel kaufen

º Imaging Plate 96 Cover Glass, available in thickness 1.0 (145 µm ±15 µm) or 1.5 (170 µm ±15 µm), Format: 96 Well, chamber Format (HxLxW): 127,76 × 85,48 × 15,00 mm, Well Diameter: 6 mm, Total Volumen: 428 µl, 1 pcs/bag, 20 pcs/box, Lid, steril, TC Surface Low skirt design, complete area access with immersion objectives Life cell imaging, immunohistochemistry, super high resolution microscopy, fluorecence correlation spectroscopy, laser scanning microscopy, high content analysis. In addition direct fixation and staining within the plates is possible (formaldehyda, glutaraldehyde, alcohols and acetone can be used). Acetone should not be applied more that 10 minutes because the plate body is made from polystyrene and subsequent to the material reaction the cover glass may detach. Imaging Plates CG can be used between -20°C and 50°C. Due to the cover glass bottom the application of high resolution immersion objectives with high numerical aperture is possible. Water, oil and glcyerine can be used as immersion media. Cell adhesion, spreading and distribution are supported by our approved plasma surface modification. Refractive Index 1,52 Abbe´s number 50 Light transmission @ 310 nm >85% Light transmission @ 360 nm >90%

ART.NR.	GLASS THICKNESS	PREIS
220.230.711	#1.0, 96CG 1.0	**430,00 EUR**
220.230.721	#1.5, 96CG 1.5	**430,00 EUR**



384 Well Glass Bottom Black Plates #1.5H

Artikel kaufen

º P384-1.5H-N. 384 well glass bottom plate. Black or white polystyrene frame with high quality #1.5H glass (0.170±0.005mm). 384 well glass bottom plates are suited for high throughput assays. " High peformance German Cover #1.5H, flat. " Packing: indiv. packed, 20 plates/case " Manufacturer: Cellvis

ART.NR.	PRODUCT	WELL	GLASS THICKNESS	PREIS
220.240.042	P384-1.5H-N	384 Well	#1.5H (0.170±0.005mm)	**356,00 EUR**



384 Well Glass Bottom White Plates #1.5H

Artikel kaufen

º P384W-1.5H-N. 384 well glass bottom plate. White polystyrene frame with high quality #1.5H glass (0.170±0.005mm). Individually packed, sterilized by gamma radiation. 20 plates per case. 384 well glass bottom plates are suited for high throughput assays " Suitable for long term tissue culture " Manufactured in a class 10,000 clean room " High peformance German Cover #1.5H, flat " White polystyrene frame, with transparent lid " Packing: indiv. packed, 20 plates/case " Sterilized by Gamma radiation " Manufacturer: Cellvis

ART.NR.	PRODUCT	WELL	GLASS THICKNESS	PREIS
220.240.045	P384W-1.5H-N	384 Well	#1.5H (0.170±0.005mm)	**356,00 EUR**



P01-1.5H

Artikel kaufen

ºP01-1.5H. Single well glass bottom plate with high performance #1.5 cover glass (0.170±0.005mm). Black frame, with lid. Individually packed. Designed for high resolution imaging such as confocal microscopy. HS Code: 3926.90.9910 (Country of Origin: China) Suitable for long term tissue culture " Manufactured in a class 10,000 clean room " High peformance German Cover #1.5H, flat " White polystyrene frame, with transparent lid " Packing: indiv. packed, 20 plates/case " Sterilized by Gamma radiation " Manufacturer: Cellvis

ART.NR.	PREIS
220.199.000	**258,00 EUR**



L001, Plate Lids Cellvis

Artikel kaufen

° L001, Special purpose optical lids fits our 6/12/24/96/384 well glass bottom plates. 10/case. Sterilized by Gamma radiation.

ART.NR.	PRODUCT	PACKAGING	PREIS
220.250.000	L001	10/case	**112,00 EUR**

Cell Culture Imaging

UV Plates

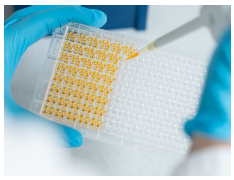

SpecPlate, 96 measurement structures, made of cycloolefin copolymer (COC) for UV/Vis transmission

Artikel kaufen

SpecPlate, 96 measurement structures, made of cycloolefin copolymer (COC) for UV/Vis transmission. Measuring chambers of the structures are arranged in a circle around the inlet in 384 well plate format. Inlets of measurement structures are positioned in 96 well format. Designed strictly to ANSI/SLAS standards for easy process implementation. - 4x more data: Up to 12 values instead of 3 values for triplicate measurements - 4x faster: Up to 4x fewer measurements and reduced pipetting effort - 4x less working volume: Receive up to 4 values for only 36 µl - Less plate consumption: Due to the saving of dilution steps

ART.NR.	PREIS
220.251.000	65,00 EUR



UV light 96 multiwell plates, transparent or black, without lid

Artikel kaufen

º UV Plate, 96W, black, Format: 96 Well, hydrophilic, chamber Format (HxLxW): 127,76 × 85,48 × 15,00 mm, Well Diameter: 6,0 mm, Total Volumen: 428 µl, 10 pcs/bag, 40 pcs/box, not steril, UV light transmission UV spectroscopy, detection of OD between 240 and 800 nm, evaluation of DNA and RNA purity, label free quantification of DNA, RNA and small molecules. Due to it's ultrathin film bottom (25 ¼m) made from a high performance polymer this microwell plate provides excellent light transmission not only in the visible wavelength spectrum but already in the UV A and UV B light spectrum. In combination with an UV plate reader the purity of DNA and RNA can be detected. Plate variants with transparent and black plate bodies are offered. The black bodied plates are recommended when UV light transmission measurements shall be combined with fluorecence measurements.

ART.NR.	COLOUR	PREIS
220.230.754	black	334,00 EUR

Cell Culture Imaging

Glass-Like Polymer Coverslip Bottom, Dishes/Plates





29 mm Glass-like Polymer cover slip, 20 mm, # 1.5, Cellvis

Artikel kaufen

D29-20-1.5P. Glass bottom dish, dish size 29 mm, well size 20 mm, #1.5 glass-like polymer cover slip (0.175±0,010 mm). Designed for high resolution imaging such as confocal microscopy. Recommended for applications where better cell attachement is desired. Not suitable for total internal reflection fluorescence (TIRF). Sterilized by gamma radiation. 10 dishes per bag, 100 dishes per case. A small percentage of microscope adapters are too small for Cellvis 35 mm glass bottom dishes. 29 mm glass bottom dishes are designed for these adapters. In general 29 mm glass bottom dishes can fit into adapters that 35 mm glass bottom dishes fit. However 29 mm glass bottom dishes are smaller thus are harder to handle. " Suitable for long term tissue culture " Manufactured in a class 10,000 clean room " Better cell attachment with #1.5 glass-like polymer coverslip (0.175±0.010mm) " Dish made from virgin polystyrene " Tissue culture treated, with lid " Packing: 10 dishes per bag, 100 dishes per case " Sterilized by Gamma radiation " Manufacturer: Cellvis Suitable for: ·Differential Interference Contrast (DIC) ·Widefield Fluorescence ·Confocal Microscopy ·Two-Photon and Multiphoton Microscopy ·Fluorescence Recovery After Photobleaching (FRAP) ·Förster Resonance Energy Transfer (FRET) ·Fluorescence Lifetime Imaging Microscopy (FLIM) ·Super-Resolution Microscopy

ART.NR.	PRODUCT	WELL SIZE	COVERSLIP	PREIS
220.100.023	D29-20-1.5P	20 mm	#1.5 (0.175±0.010mm)	**170,00 EUR**



35 mm Glass-like Polymer cover slip, 20 mm, #1.5, Cellvis

Artikel kaufen

D35-20-1.5P. 35 mm dish with 20 mm well size, #1.5 glass-like polymer cover slip (0.175±0.010mm). Tissue culture treated. Dish made from virgin polystyrene, sterilized by gamma radiation. 10/ sleeve, 100 dishes per case. Recommended for applications where better cell attachment is desired. We found that a small percentage of microscope adapters are to small for our 35 mm dishes. Please check carefully the dimension of the dish. If your adapter is to small, you should use our 29 mm bottom dish instead. Suitable for long term tissue culture Manufactured in a class 10,000 clean room Dish made from virgin polystyrene, tissue culture treated Packed in easy to open peelable bags. Sterilized by Gamma radiation Manufacturer: Cellvis

ART.NR.	PRODUCT	WELL SIZE	COVERSLIP	PREIS
220.110.023	D35-20-1.5P	20 mm	#1.5 (0.175±0.010mm) polymer	**175,00 EUR**

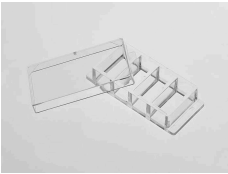

4 Chambered Cover glass #1.5P, Cellvis

Artikel kaufen

C4-1.5P. 4 well chambered cover glass with #1.5 glass-like polymer coverslip (0.175±0.010mm). Sterilized by gamma radiation. 48 units per case. Individually packed, with lid. Chambered Cover Glass is used for high-magnification microscopy and confocal image analysis on microscopes equipped with slide adapters. These slides are shorter (57.0mm) than standard slides. " Suitable for long term tissue culture " Better cell attachment with #1.5 glass-like polymer coverslip (0.175±0.010mm) " Manufactured in a class 10,000 clean room " Tissue culture treated, with lid " Packing: 48 units/case " Sterilized by Gamma radiation " Manufacturer: Cellvis

ART.NR.	PRODUCT	GLASS THICKNESS	PREIS
220.140.043	C4-1.5P	#1.5 (0.170±0.005mm)	**215,00 EUR**



8 Chambered Cover glass #1.5 glass-like polymer, Cellvis

Artikel kaufen

C8-1.5P, 8 well chambered cover glass. Sterilized by gamma radiation. 48 units per case. Individually packed, with lid. Chambered Cover Glass is used for confocal image analysis on microscopes equipped with slide adapters. These slides are shorter (57.0mm) than standard slides. Available in glass thickness #1 (0.13-0.16mm) and #1.5 (0.170±0.005mm) " Suitable for long term tissue culture " Better cell attachment with #1.5 glass-like polymer coverslip (0.175±0.010mm) " Manufactured in a class 100,00 clean room " Plastic frame made from virgin polystyrene " Tissue culture treated, with lid " Packing: 48 units/case " Sterilized by Gamma radiation " Manufacturer: Cellvis

ART.NR.	PRODUCT	GLASS THICKNESS	PREIS
220.140.083	C8-1.5P	#1.5 (0.170±0.005mm)	**215,00 EUR**



12 Well Plate with #1.5 glass-like polymer cover slip bottom, Cellvis

Artikel kaufen

º P12-1.5P. 12 well plate with tissue culture treated #1.5 glass-like polymer cover slip (0.175±0.010 mm). Tissue culture treated. Black frame with lid. Individually packed, sterilized by gamma radiation. 20 plates per case. Recommended for applications where better cell attachment is desired. 12 well glass bottom plates are often used in experiments that need medium to large sample size. Suitable for long term tissue culture Manufactured in a class 10,000 clean room Black polystyrene frame, with transparent lid Packing: indiv. packed, 20 plates/case Sterilized by Gamma radiation Manufacturer: Cellvis

ART.NR.	PRODUCT	WELL	GLASS THICKNESS	PREIS
220.210.043	P12-1.5P	12 Well	#1.5 (0.175±0.010mm)	**240,00 EUR**



24 Well Plate with #1.5 glass-like polymer cover slip bottom, 20 plates per case.

Artikel kaufen

º P24-1.5P. 24 well plate with tissue culture treated #1.5 glass-like polymer cover slip (0.175±0.010 mm). Tissue culture treated. Black frame with lid. Individually packed, sterilized by gamma radiation. 20 plates per case. Recommended for applications where better cell attachment is desired. 24 well glass bottom plates are often used in experiments that need medium to large sample size. Suitable for long term tissue culture Manufactured in a class 10,000 clean room Black polystyrene frame, with transparent lid Packing: indiv. packed, 20 plates/case Sterilized by Gamma radiation Manufacturer: Cellvis

ART.NR.	PRODUCT	WELL	GLASS THICKNESS	PREIS
220.220.043	P24-1.5P	24 Well	#1.5 (0.175±0.010mm)	**240,00 EUR**



96 Well Plate with #1.5 glass-like polymer cover slip bottom, 20 plates per case.

Artikel kaufen

º P96-1.5P. 96 well plate with tissue culture treated #1.5 glass-like polymer cover slip (0.175±0.010 mm). Tissue culture treated. Black frame with lid. Individually packed, sterilized by gamma radiation. 20 plates per case. Recommended for applications where better cell attachment is desired. 96 well glass bottom plates are often used in experiments that need medium to large sample size. Suitable for long term tissue culture Manufactured in a class 10,000 clean room Black polystyrene frame, with transparent lid Packing: indiv. packed, 20 plates/case Sterilized by Gamma radiation Manufacturer: Cellvis

ART.NR.	PRODUCT	WELL	GLASS THICKNESS	PREIS
220.230.043	P96-1.5P	96 Well	#1.5 (0.175±0.010mm)	**240,00 EUR**

Cell Culture Imaging

Fluorcarbon Film/Polymer Bottom Plates

Black Well Plates



6 Well Fluorcarbon Film Imaging Plate, Zell-Kontakt

Artikel kaufen

° Imaging Plate 6 FC, Slide Thickness: 25 µm ± 10%, Format: 6 Well, chamber Format (HxLxW): 127,76 × 85,48 × 15,00 mm, Well Diameter: 32,0 mm, Total Volumen: 12112 µl, 1 pcs/bag, 20 pcs/box, Lid, steril, TC Surface Gas permeable bottom Life cell imaging, immunohistochemistry, super high resolution microscopy, laser scanning microscopy, high content analysis, hypoxia stidies, photoxicity studies. Because of the thin bottom and material properties the plates show excellent light transmission rates even for UV-A and UV-B light. The intrinsic fluorescence of the material is much lower if compared to conventional polystyrene bottoms with significant reduction of background signals. Furthermore the film bottom enables a high gas transfer through the film. Oxygen supply and equilibration with the atmosphere are achieved directly through the plate bottom. 20 plates/box

ART.NR.	PREIS
220.200.701	270,00 EUR



24 Well Fluorcarbon Film Imaging Plate, Zell-Kontakt

Artikel kaufen

° Imaging Plate 24 FC, Slide Thickness: 25 µm ± 10%, Format: 24 Well, chamber Format (HxLxW): 127,76 × 85,48 × 15,00 mm, Well Diameter: 13,2 mm, Total Volumen: 1880 µl, 1 pcs/bag, 20 pcs/box, Lid, steril, TC Surface Gas permeable bottom Life cell imaging, immunohistochemistry, super high resolution microscopy, laser scanning microscopy, high content analysis, hypoxia stidies, photoxicity studies. Because of the thin bottom and material properties the plates show excellent light transmission rates even for UV-A and UV-B light. The intrinsic fluorescence of the material is much lower if compared to conventional polystyrene bottoms with significant reduction of background signals. Furthermore the film bottom enables a high gas transfer through the film. Oxygen supply and equilibration with the atmosphere are achieved directly through the plate bottom. 20 plates/box

ART.NR.	PREIS
220.220.701	280,00 EUR



96 Well Fluorcarbon Film Imaging Plate, Zell-Kontakt

Artikel kaufen

° Imaging Plate 96 FC, Slide Thickness: 25 µm ± 10%, Format: 96 Well, chamber Format (HxLxW): 127,76 × 85,48 × 15,00 mm, Well Diameter: 6 mm, Total Volumen: 428 µl, 1 pcs/bag, 20 pcs/box, Lid, steril, TC Surface Gas permeable bottom Life cell imaging, immunohistochemistry, super high resolution microscopy, laser scanning microscopy, high content analysis, hypoxia stidies, photoxicity studies. Because of the thin bottom and material properties the plates show excellent light transmission rates even for UV-A and UV-B light. The intrinsic fluorescence of the material is much lower if compared to conventional polystyrene bottoms with significant reduction of background signals. Furthermore the film bottom enables a high gas transfer through the film. Oxygen supply and equilibration with the atmosphere are achieved directly through the plate bottom. 20 plates/box

ART.NR.	PREIS
220.230.701	290,00 EUR

Cell Culture Imaging

Fluorcarbon Film/Polymer Bottom Plates

96 Well UV-Plate transparent&black



UV light 96 multiwell plates, transparent or black, without lid, 40 pcs

Artikel kaufen

° UV Plate, 96W, transparent, Format: 96 Well, hydrophilic, chamber Format (HxLxW): 127,76 × 85,48 × 15,00 mm, Well Diameter: 6,0 mm, Total Volumen: 428 µl, 10 pcs/bag, 40 pcs/box, not steril, UV light transmission UV spectroscopy, detection of OD between 240 and 800 nm, evaluation of DNA and RNA purity, label free quantification of DNA, RNA and small molecules. Due to it's ultrathin film bottom (25 ¼m) made from a high performance polymer this microwell plate provides excellent light transmission not only in the visible wavelength spectrum but already in the UV A and UV B light spectrum. In combination with an UV plate reader the purity of DNA and RNA can be detected. Plate variants with transparent and black plate bodies are offered. The black bodied plates are recommended when UV light transmission measurements shall be combined with fluorecence measurements.

ART.NR.	COLOUR	PREIS
220.230.753	transparent	**334,00 EUR**



IBL Baustoff + Labor GmbH
Theillissengasse 3
2201 Gerasdorf, Austria

Tel: +43 2246 20 500
Fax: +43 2246 20 500 20
E-Mail: ibl@ibl.at
Web: www.ibl.at

Öffnungszeiten
Montag - Freitag: 7:00 - 17:00 Uhr